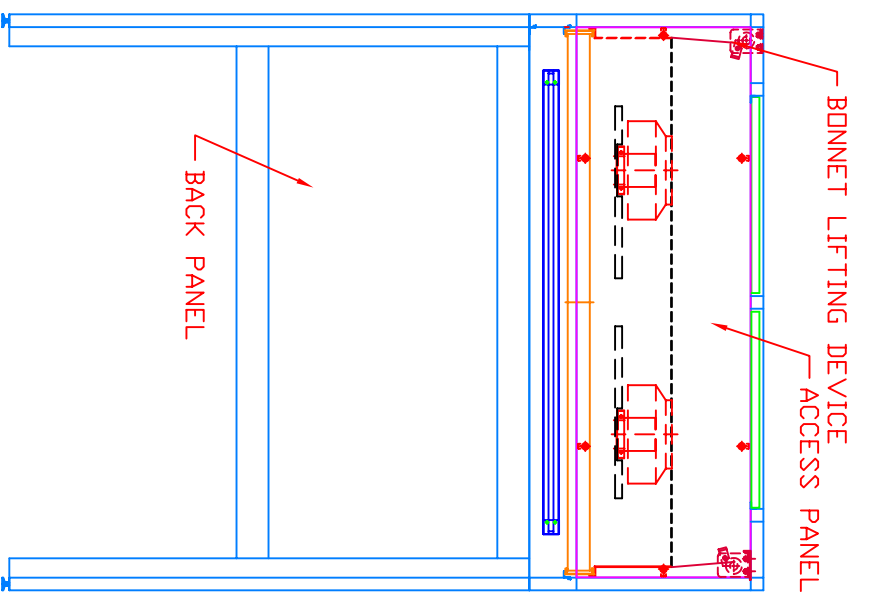
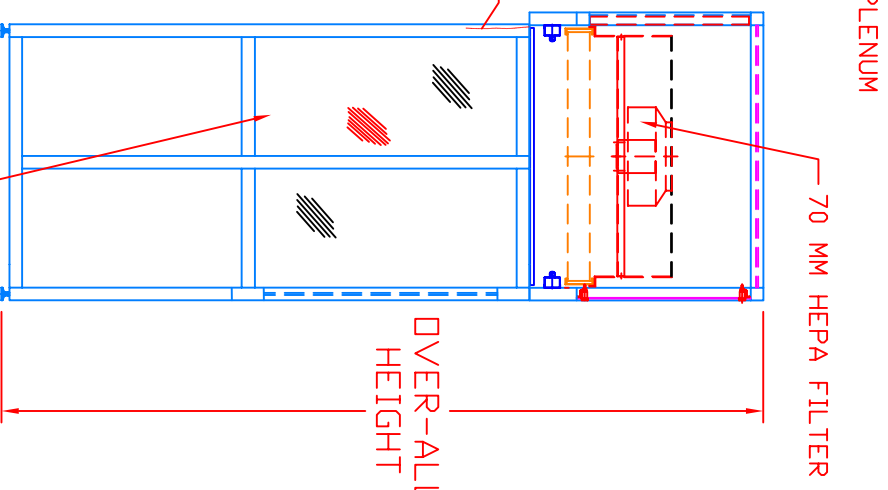
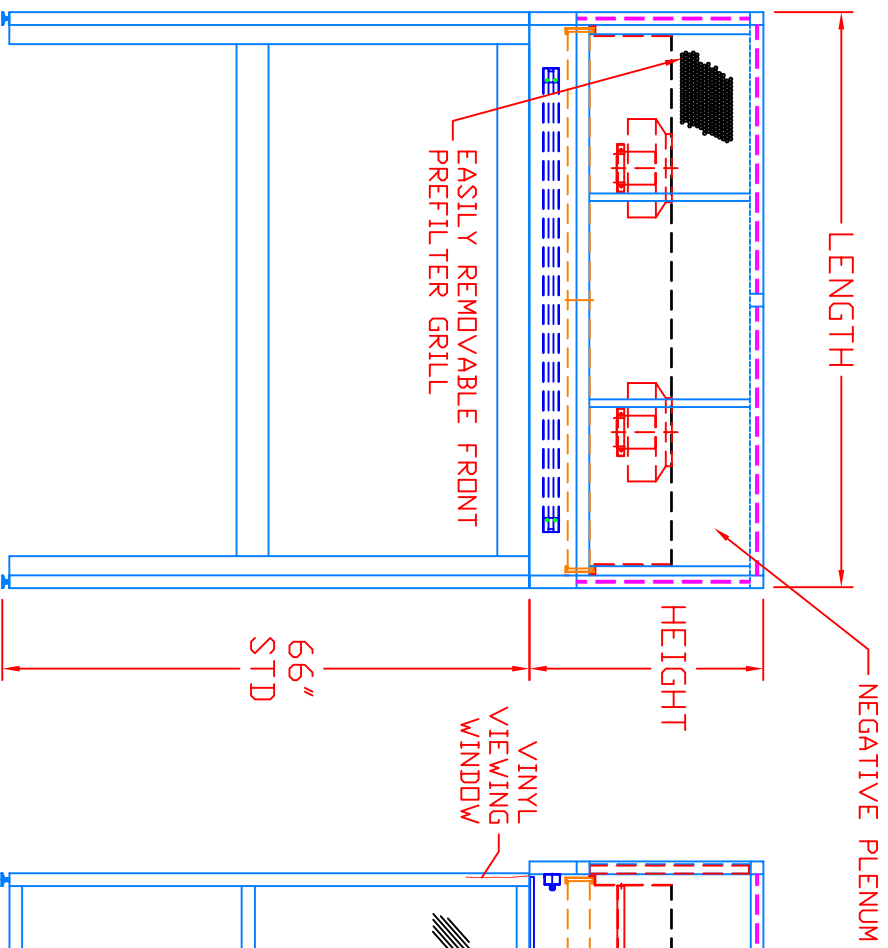
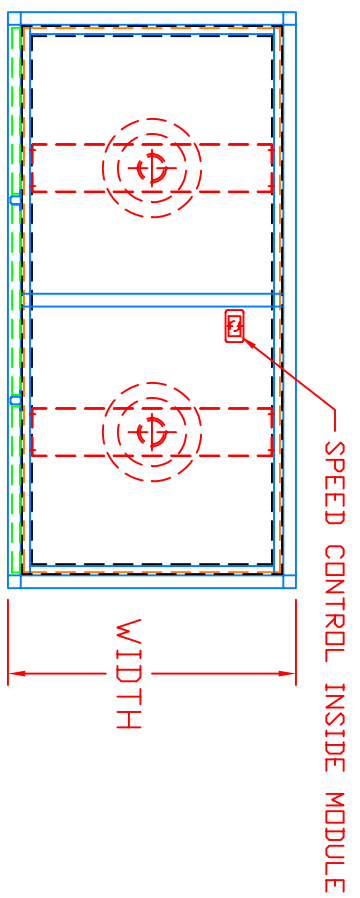
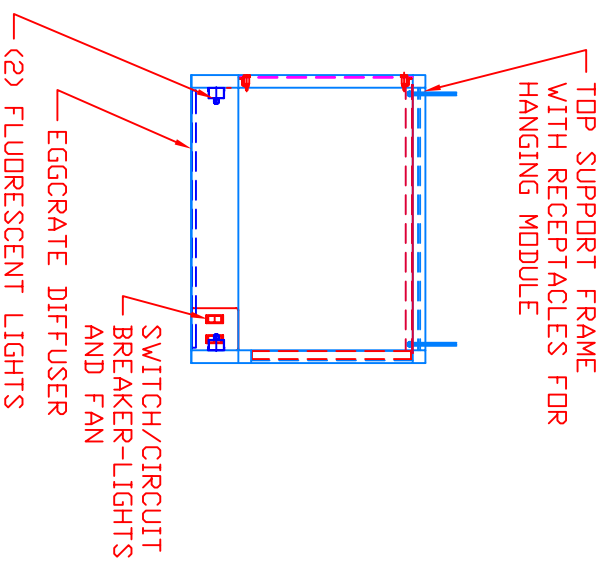


ADDITIONAL SPECIFICATIONS:

1. NEGATIVE CABINET DRAWS ANY FILTER SEAL BYPASS AIR TO SYSTEM BLOWERS, ELIMINATING NON-FILTERED AIR FROM ENTERING WORK AREA.
2. HEPA FILTER ASSURES 99.99% FILTRATION EFFICIENCY FOR PARTICLES 0.3 MICRONS AND LARGER TO PROVIDE BETTER THAN CLASS 100 CONDITIONS.
3. LIGHTWEIGHT ANODIZED ALUMINUM FRAMEWORK RIGIDLY CLAMPED TOGETHER.
4. EASILY DETACHABLE FRAME ALLOWS FOR EASY SITE ASSEMBLY AND MOVING THRU DOORWAYS.
5. FACTORY CERTIFIED TO MEET OR EXCEED FEDERAL STD 209, CLASS 100/ISO 14644 CLASS 5.
6. STANDARD ELECTRICAL CONNECTION 120VAC, 15 AMP.



OPTIONS:

1. DIFFERENTIAL PRESSURE GAUGE TO MONITOR FILTER LOADING.
2. POWDER COATED FRAMEWORK.
3. ULPA FILTERS.
4. CUSTOMER SPECIFIED WIDTH AND HEIGHT.
5. CUSTOM TABLES WITH STD LAMINATED TOP OR STAINLESS STEEL OR HIGH WEAR TOPS
6. POWER CORD
7. IONIZING BARS FOR STATIC ELECTRICITY CONTROL.
8. GLASS, LEXAN OR STAINLESS SIDE PANELS.
9. FOR USE OVER EXISTING TABLETOP OR WORK SURFACE CAN BE SECURED TO SUPPORT FRAME.
10. ACRYLIC OR LEXAN HINGED VIEWING WINDOW.
11. PVC, POLYPROPYLENE OR PLASTIC CORE ALUMINUM PANELS.
12. PREFILTERS CAN BE LOCATED ON TOP, FRONT OR BACK. ACCESS PANEL FRONT OR BACK.

MODEL	LENGTH	WIDTH	HEIGHT	OVER-ALL HEIGHT	OVER-ALL HEIGHT	CFM	MODULE WT. (LBS)
STD 48	48"	36"	29 1/2"	95 1/2"	1000	210	
STD 72	72"	36"	29 1/2"	95 1/2"	1500	290	
STD 96	96"	36"	29 1/2"	95 1/2"	2000	410	

178 E. CLIFF ROAD
 BUREAUVILLE, TN 39331
 PHONE: 557.960.4400
 FAX: 557.960.4410

GERBIG
 ENGINEERING
 COMPANY

CLASS 100 DOWNFLOW WORKSTATION

SHEET CONTENT

DOWNFLOW WORKSTATION, CLASS 100

SCALE: 1/2"=1'-0" DATE ISSUED: 06-30-04

JOB #: _____ FILE PATH: _____

DRAWN BY: GAM
 CHECKED BY: XXX

APPROVED BY: _____ DATE: _____

SHEET NUMBER